

# Thank you for purchasing

# BIBLE STORY MINI-LESSON

# NOAH

This resource is Biblically sound and created with great care to share God's word with young learners. It includes


- A Mini-Lesson Plan to follow
- Full size (color and B/W) for teachers as you highlight the story with your class.
- Mini Books for you to print for your students.

## Instructions

- Print the teacher book on cardstock and laminate for durability. (If using the B/W option, take some time to color it.)
- Print, cut and staple the student books on regular paper.
- I strongly recommend that you open up your Bible while you share this book with your students, so they understand that the whole story comes from the Bible.
- Later, your students can color these mini books and take them home to share with their family. Encourage the parents of your students to read these together and allow their child to share what they learned that week.

Happy Teaching!

~Becky

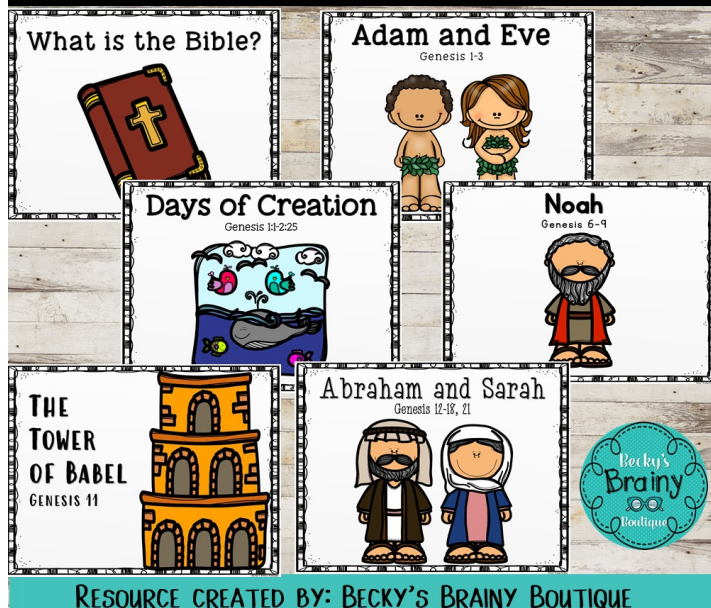


# WANT MORE PRODUCTS LIKE THIS?



## IF YOU LIKE THIS MINI LESSON AND WANT MORE LIKE IT, SAVE SOME MONEY AND GRAB A BUNDLE!

### Bible Story Mini Lesson GROWING BUNDLE



For Young Learners



### Bible Story Mini Lesson GROWING BUNDLE



For Young Learners

COMING SOON  
EASTER  
LESSONS

## CHECK OUT ALL MY BIBLICAL RESOURCES HERE.

# TABLE OF CONTENTS



<b>PAGE 1</b>	<b>TEACHER INSTRUCTIONS</b>
<b>PAGE 2</b>	<b>BUNDLE &amp; BIBLICAL RESOURCES LINKS</b>
<b>PAGE 3</b>	<b>TABLE OF CONTENTS</b>
<b>PAGE 4</b>	<b>LESSON PLAN</b>
<b>PAGES 5-9</b>	<b>TEACHER BOOK, COLOR</b>
<b>PAGES 10-14</b>	<b>TEACHER BOOK, BLACK &amp; WHITE</b>
<b>PAGE 15</b>	<b>STUDENT MINI-BOOK</b>
<b>PAGE 16</b>	<b>ADDITIONAL PRODUCTS</b>
<b>PAGE 17</b>	<b>CREDITS &amp; TERMS OF USE</b>



# Mini Lesson Plan

## NOAH

### OBJECTIVE

Students will learn about Noah and the story of the ark. They will also be able to answer discussion questions from the lesson.

### MATERIALS

- Bible
- Printed Teacher Book
- Printed copies of the mini book for students (prepare these ahead of time by cutting the page into 4 pages and stapling the book together)
- Crayons/Pencil

### TEACHING TIME (5 minutes)

Ask students to join you as you open your Bible. Explain to students that they are going to learn about when God flooded the entire earth.

Show students the cover page of the Teacher Book. Ask them to tell you what they see in the picture. Explain to students that God used a man named Noah to build an ark. Tell the students to listen as you read the story. Read the pages and show students the pictures as you go.

### ACTIVITY (5 minutes)

Send students to their seats and distribute copies of their mini book. Direct students to write their name and color the pictures. When students are finished, move on to the discussion questions.

### DISCUSSION (5 minutes)

1. How many sons did Noah have? (Noah had 3 sons.)
  2. Why did God destroy the earth with a flood? (God destroyed the earth with a flood because it had become filled with evil.)
  3. What was the first thing God asked Noah to do? (God asked Noah to build an ark.)
  4. What was the next thing God asked Noah to do? (God told Noah to gather every kind of animal and enough food to feed everyone while they would be on the ark.)
  5. Who closed the door of the ark after Noah and his family got inside? (God closed the door of the ark.)
  6. How long did it rain? (It rained for 40 days and 40 nights.)
  7. How did Noah know that the earth was dry? (Noah knew the earth was dry because the dove did not come back to the ark.)
  8. How long did Noah, his family and all the animals stay on the ark? (They were on the ark for over a year.)
  9. What did Noah do after he got off the ark? (Noah built an altar and worshipped God for saving his family.)
  10. What was the symbol God put in the sky and what did it mean? (God put a rainbow in the sky as a promise that he would never destroy the earth with a flood again.)
- Extend the discussion. Close your eyes and imagine that you were on the ark with Noah. What would it be like? What would it sound like? What would it smell like?

Total Time for Lesson. 15 minutes



# Noah

Genesis 6:1-9:17






Noah and his family loved God.

God asked Noah  
to build an  
ark and  
fill it with  
animals.








Water covered the whole earth.  
Only Noah's family and the  
animals on the ark lived.




God put a rainbow in the sky  
as a promise that he would never  
flood the earth again.

# Noah

Genesis 6:1-9:17









Noah and his family loved God.


God asked Noah  
to build an  
ark and  
fill it with  
animals.





Water covered the whole earth.  
Only Noah's family and the  
animals on the ark lived.






God put a rainbow in the sky  
as a promise that he would never  
flood the earth again.



Noah

Name \_\_\_\_\_




Noah and his family loved God.

God asked Noah to  
build an ark and fill  
it with animals.



Water covered the whole earth.  
Only Noah's family and the  
animals on the ark lived.



God put a rainbow in the sky  
as a promise that he would  
never flood the earth again.



# CHECK THESE OUT!



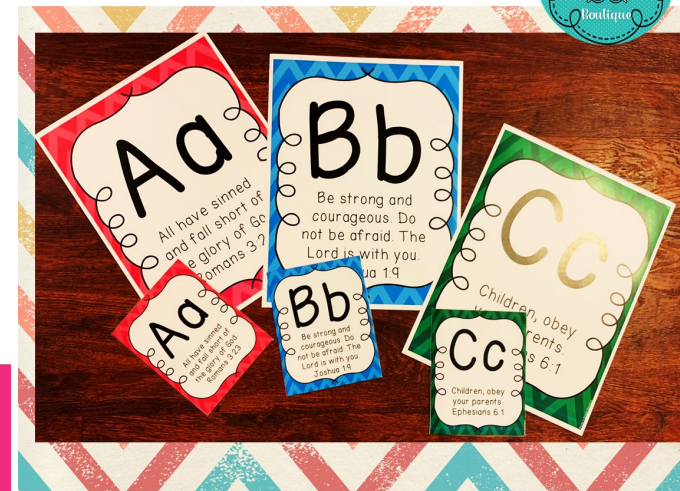
## I HAVE, WHO HAS GAME GROWING BUNDLE



RESOURCE CREATED BY: BECKY'S BRAINY BOUTIQUE




## BIBLE VERSE POSTERS & MINI CARDS




RESOURCE CREATED BY: BECKY'S BRAINY BOUTIQUE

## 175 JOURNAL PROMPTS



Resource created by: Becky's Brainy Boutique

FIND ALL MY  
RESOURCES [HERE.](#)





# Thank you for shopping at: BECKY'S BRAINY BOUTIQUE



Dear Teachers,


I hope this purchase enhances your classroom!

Please take a moment and leave feedback on this purchase (and earn yourself some TPT credits).

Thank you!  
Becky



FOLLOW BECKY'S BRAINY BOUTIQUE  
ON SOCIAL MEDIA:



**TERMS OF USE:** THIS ITEM IS FOR PERSONAL USE IN YOUR CLASSROOM. PLEASE DO NOT DISTRIBUTE. IF YOU HAVE A FRIEND WHO WOULD ENJOY THIS PRODUCT, PLEASE DIRECT THEM TO MY STORE. THE INFORMATION, ACTIVITIES, AND IMAGES INCLUDED ARE COPYRIGHTED. YOU MAY NOT REUSE OR SELL ANY PORTION OF THIS ITEM. YOU ARE WELCOME TO POST ABOUT IT ON YOUR BLOG AND/OR OTHER SOCIAL MEDIA SITES, AS LONG AS YOU LINK BACK TO MY TPT STORE AND USE MY BUTTON. FEEL FREE TO E-MAIL WITH ANY QUESTIONS/COMMENTS TO [BECKYSBRAINYBOUTIQUE@GMAIL.COM](mailto:BECKYSBRAINYBOUTIQUE@GMAIL.COM).

CLIP ART, FONTS  
AND BORDERS  
FROM:

